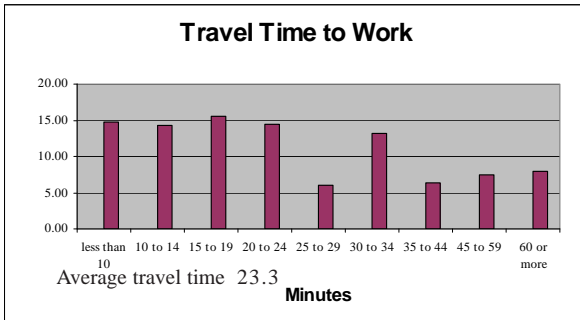


PLACE OF WORK (2006 American Community Survey)

	Percent
Worked in state of residence	98.2
In county	76.0
Outside county	22.3
Outside of state	1.8



TIME LEAVING HOME TO GO TO WORK (2006 American Community Survey)

Workers who did not work at home	Percent
12:00a.m. to 4:59 a.m.	5.5
5:00 to 5:29 a.m.	5.9
5:30 to 5:59 a.m.	5.5
6:00 to 6:29 a.m.	9.6
6:30 to 6:59 a.m.	13.3
7:00 to 7:29 a.m.	13.0
7:30 to 7:59 a.m.	13.4
8:00 to 8:29 a.m.	10.0
8:30 to 8:59 a.m.	7.0
9:00 to 11:59 p.m.	16.9

LAND (2000 US Census)

	Number
Total area in square miles	773.15
Water area in square miles	189.34
Land area in square miles	583.81
Population per square mile	202.3
Housing units per square mile	106.5

*Information not updated with 2006, data not available.

Community Development Division
Planning for the Future

Department of Development Services
Community Development Division
Lecanto Government Building
3600 W. Sovereign Path, Suite #140
Lecanto, FL 34461-8070
(352) 527-5239 (352)527-5252 – Fax
Our website: <http://www.bocc.citrus.fl.us/>
U.S. Census website: <http://www.census.gov/>

**CITRUS COUNTY
AT A GLANCE**

CURRENT
ESTIMATES

POPULATION
HOUSING
EMPLOYMENT



Updated from the U.S. Census,
*2005 and 2006

American Community Survey
Department of Development Services
Community Development Division

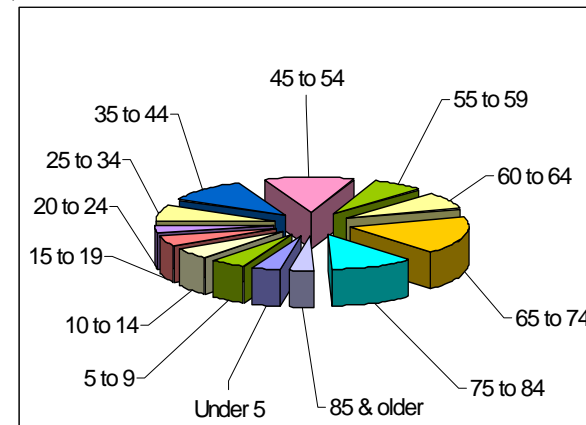
POPULATION

POPULATION ESTIMATES (2006 American Community Survey)

July 1, 2006	138,143
July 1, 2005	134,370
July 1, 2004	130,273
July 1, 2003	126,613
July 1, 2002	123,690
July 1, 2001	121,281
July 1, 2000	118,656
April 1, 2000 (Census 2000)	118,085

SEX AND AGE

	Estimates
Male	66,797
Female	71,346
Under 5	3.6%
5 to 9	4.1%
10 to 14	4.8%
15 to 19	4.7%
20 to 24	4.8%
25 to 29	6.0%
30 to 34	4.7%
35 to 39	5.1%
40 to 44	6.2%
45 to 49	6.3%
50 to 54	6.6%
55 to 59	6.5%
85 and older	3,266
18 and older	84.3%
60 and older	36.5%
65 and older	29.7%
75 and older	16.0%



MEDIAN AGE (2006 American Community Survey) 49.5

POPULATION (continued)

PLACE OF BIRTH (2005 American Community Survey)

	Number
Native	124,020
Born in US	122,325
Florida	34,724
Different state	87,601
Foreign born	8,189

POPULATION (2006 American Community Survey)

	Number
Total:	138,143
White alone	129,693
Black or African American alone	4,025
American Indian and Alaska Native alone	482
Asian alone	1,917
Native Hawaiian and Other Pacific Islander alone	0
Some other race alone	510
Two or more races:	1,516
Two races including Some other race	363
Two races excluding Some other race	1,153
Hispanic or Latino (of any race)	5,084

EDUCATIONAL ATTAINMENT (2006 American Community Survey)

	Number
Adults age 25 and older	107,553
Less than 9th grade	3.3%
9th to 12th grade, no diploma	12.9%
High School graduate	38.5%
Some college, no degree	21.8%
Associate's degree	7.7%
Bachelor's degree	9.7%
Graduate or professional degree	6.0%
Percent high school graduate or higher	83.7%
Percent bachelor's degree or higher	15.7%

SCHOOL ENROLLMENT AND TYPE OF SCHOOL

	Number
Population 3 years and over	19,957
Nursery school, preschool	1,027
Kindergarten	792
Elementary: grade 1 to 8	10,307
High school: grade 9 to 12	5,402
College or graduate school	2,429

HOUSING

HOUSING OCCUPANCY (2006 American Community Survey)

	<u>Number</u>
Total housing units	73,609
Occupied	61,256
Vacant	12,353

Homeowner vacancy rate	1.1
Rental vacancy rate	8.4

HOUSING TENURE (2006 American Community Survey)

Owner-occupied	51,176
Renter-occupied	10,080

Average household size of owner-occupied unit	2.32
Average household size of renter-occupied unit	2.15

UNITS IN STRUCTURE (2006 American Community Survey)

1-unit, detached	73,609
1-unit, attached	2,856
2 units	763
3 or 4 units	1,867
5 to 9 units	795
10 to 19 units	425
20 to 49 units	65
50 or more units	45
Mobile home	20,778
Boat, RV, van, etc.	0

YEAR STRUCTURE BUILT (2006 American Community Survey)

Built 2005 or later	16.5
Built 2000 to 2004	8.213
Built 1990 to 1999	15.834
Built 1980 to 1989	22.313
Built 1970 to 1979	15.830
Built 1960 to 1969	4.005
Built 1950 to 1959	1.876
Built 1940 to 1949813
Built 1939 or earlier601

YEAR HOUSEHOLDER MOVED INTO UNIT (2006 American Community Survey)

Moved in 2000 or later	16.5
Moved in 1995 to 1999	24.3
Moved in 1980 to 1989	30.9
Moved in 1960 to 1979	26.2
Moved in 1940 to 1959	1.1
Moved in 1939 or earlier	1.0

ROOMS (2006 American Community Survey)

1 room	0.2
2 or 3 rooms	8.9
4 or 5 rooms	51.9
6 or 7 rooms	31.0
8 or more rooms	8.8

HOUSING

BEDROOMS (2006 American Community Survey)

	<u>Percent</u>
No bedrooms0.3
1 bedroom	5.3
2 or 3 bedroom	86.8
4 bedroom or more	7.6

VALUE (2006 American Community Survey)

Less than \$50,000	3.7%
\$50,000 to \$99,000	15.4%
\$100,000 to 149,999	26.3%
\$150,000 to 199,999	18.2%
\$200,000 to 299,999	19.0%
\$300,000 to 499,999	12.3%
\$500,000 or more	5.0%
Median (dollars)	160,400

HOUSEHOLD SIZE (2006 American Community Survey)

	<u>Percent</u>
1-person household	27.9%
2-person household	46.0%
3-person household	11.3%
4-or-more-person household	14.8%

RELATIONSHIP (2005 American Community Survey)

	<u>Number</u>
Household population	132,209
Householder	58,976
Spouse	34,469
Child	26,914
Other relatives	6,416
Unmarried partner	4,251

HOUSEHOLDS (2006 American Community Survey)

Total households	57,831
Average household size	2.23%

FAMILIES (2006 American Community Survey)

Total Families	40,909
Average family size	2.68%

AGE OF OWN CHILDREN (2006 American Community Survey)

Households with own children under 18	20.6%
Under 6 only	4.8%
Under 6 and 6 to 17	4.1%
6 to 17 only	10.4%
No own children under 18	1.3%
No related children under 18	79.4%

UNMARRIED-PARTNER HOUSEHOLDS (2006 American Community Survey)

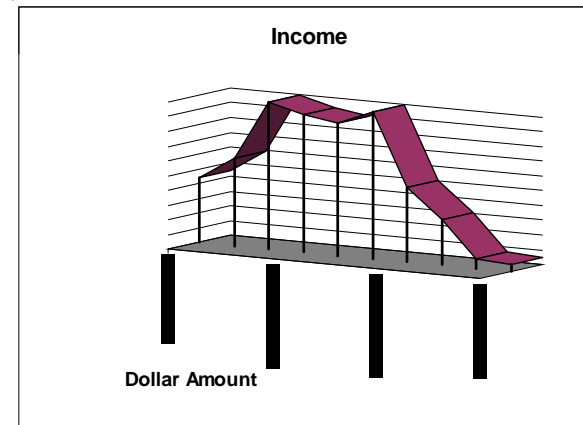
Same sex	0.1%
Opposite sex	6.6%

INCOME

INCOME IN THE PAST 12 MONTHS (In 2006 Inflation-Adjusted Dollars) (2006 American Community Survey)

	<u>Percent</u>
Less than \$10,000	2.5
\$10,000 to \$14,999	7.3
\$15,000 to \$24,999	29.8
\$25,000 to \$34,999	19.4
\$35,000 to \$49,999	21.2
\$50,000 to \$64,999	11.1
\$65,000 to \$74,999	2.3
\$75,000 to \$99,999	2.1
\$100,000 or more	4.2

Median income (dollars)	
Male	30,271
Female	29,785
Mean income (dollars)	37,621



EMPLOYMENT STATUS (2006 American Community Survey)

	<u>Total</u>	<u>In labor force</u>
Population 16 and over	119,918	46.6
16 to 19 years	5,750	53.4
20 to 24 years	6,615	80.5
25 to 44	30,434	79.0
45 to 54 years	17,743	68.7
55 to 64 years	18,412	43.8
65 to 74	18,905	12.2
75 years and older	22,059	4.2
SEX		
Males	35,303	71.6
Female	37,901	64.3
With own children under 6 years	4,919	64.5

POVERTY STATUS IN THE PAST 12 MONTHS (2006 American Community Survey)

Below poverty level	8,098	41.4
---------------------------	-------	------

EMPLOYMENT STATUS (2005 American Community Survey)

	<u>Number</u>
Population 16 and over	113,162
In labor force	49,931
Civilian labor force	49,765
Employed	46,323
Unemployed	3,442
Armed forces	166
Not in labor force	63,231

Civilian employed popultion 16 years and over OCCUPATIONS (2005 American Community Survey)

	<u>Number</u>
Management, professional, and related occupations	11,456
Service	11,170
Sales and office	13,144
Farming, fishing, & forestry	191
Construction, extraction, and maintenance	6,569
Production, transportation, and material moving	3,793

INDUSTRY (2005 American Community Survey)

	<u>Number</u>
Agriculture, forestry, fishing and hunting, and mining	316
Construction	4,969
Manufacturing	2,380
Wholesale trade	1,855
Retail trade	8,199
Transportation and warehousing, and utilities	2,695
Information	953
Finance and insurance, and real estates and rental and leasing	2,119
Professional, scientific, and management, and administrative and waste management	4,837
Educational services, and health care, and social assistance	8,259
Arts, entertainment, and recreation, accommodation, and food services	2,695
Other services, except public administration	4,837
Public administration	2,548

CLASS OF WORKER (2005 American Community Survey)

	<u>Number</u>
Private wage and salary workers	37,621
Government workers	4,874
Self-employed workers in own not incorporated buisness	3,828
Unpaid family workers	0
Nonfamily households	17,987
Median nonfamily income (dollars)	20,334
Mean nonfamily income (dollars)	29,110
Median earnings for workers (dollars)	21,598
Median earnings for male full-time, year-round workers (dollars)	35,163
Median earnings for female full-time, year-round workers (dollars)	25,259