



SPECIAL REVENUE FUNDS

Fund 008	Reforestation
Fund 040	Drug Court
Fund 049	County Court Mediation
Fund 062	Water Quality
Fund 065	Boating Improvement
Fund 079	Teen Court
Fund 090	Crime Prevention Programs
Fund 093	Article V - Technology
Fund 094	Article V - Facilities
Fund 095	Article V - Legal Aid
Fund 096	Article V - Law Library
Fund 097	Article V - Juvenile
Fund 098	Article V - Drug Court
Fund 099	Article V - Law Enforcement Training
Fund 104	Parks Special Programs
Fund 104A	Extension Special Programs
Fund 108	Chassahowitzka RV Campground
Fund 112	Business License
Fund 130	Fishing Improvement
Fund 160	Visitor & Convention Bureau
Fund 365	Water/Waste Water Match
Fund 505	Health Department
Fund 645	Utility Fee Trust Account



FL GAS REFORESTATION COMP

FUND 008

	2008-2009 Actual	2009-2010 Budget	2010-2011 Budget
361200 SBA INTEREST	401	-	-
361300 INVEST INTEREST (INC/DEC)	(337)	-	-
369310 FLORIDA GAS REFORESTATION	2,500	-	-
Total Revenue Sources	2,565	-	-
400200 CASH CARRY FORWARD	-	18,600	24,300
Total Revenue Sources Other	-	18,600	24,300
Total Revenues	2,565	18,600	24,300

Department Number: 5765

55200 OPERATING SUPPLIES	8,090	18,600	24,300
Total Operating Expense	8,090	18,600	24,300
Total Expenditures	8,090	18,600	24,300



DRUG COURT

FUND 040

	<i>2008-2009 Actual</i>	<i>2009-2010 Budget</i>	<i>2010-2011 Budget</i>
334999 STATE NON-GRANT REVENUE	8,073	15,000	24,999
342900 LAB FEES	18,214	22,750	19,995
351100 COURT FINES	44,197	45,000	44,200
351900 COURT PARTICIPATION FEES	2,240	350	700
361200 SBA INTEREST	1,038	900	650
361300 INVEST INTEREST (INC/DEC)	(904)	-	-
366901 DONATION	-	100	100
Total Revenue Sources	72,856	84,100	90,644
400100 5% RESERVE	-	(4,205)	(4,533)
400200 CASH CARRY FORWARD	-	57,000	81,000
Total Revenue Sources Other	-	52,795	76,467
Total Revenues	72,856	136,895	167,111

<i>Dept.</i>	<i>Department Title</i>	<i>2008-2009 Actual</i>	<i>2009-2010 Budget</i>	<i>2010-2011 Budget</i>
5750	DRUG COURT	97,085	136,895	167,111
Total Expenditures		97,085	136,895	167,111



Description/Objectives

Drug Court is a collaboration with of the Office of the State Attorney, Office of the Public Defender, Department of Corrections, Law Enforcement, Guardian Ad-Litem, Department of Children and Families, Kids Central, treatment providers, and the presiding Drug Court Judge and Magistrate to work together as a Team sharing one goal: to reduce the revolving door of crime and drugs by providing treatment to drug-addicted criminal offenders. This is an 18 month program that with successful completion results in the dismissal of the felony charge or completion of probation and increases the participant's opportunity for future success.

Goals

To provide community education on prevention and detection of substance abuse.

To assist eligible Substance Abuse defendants in recovery and becoming productive Citrus County citizens through treatment, education, literacy and employment assistance.

Continue to provide new alternatives for participants in the Drug Court program through weekly Treatment Team meetings and community partnerships.

To provide Substance Abuse Evaluations for juveniles and adults in Citrus County by referral.

Staffing

	2008-2009 Budget	2009-2010 Budget	2010-2011 Budget
Full-Time			
Program Systems Technician	1	1	1
Part-Time			
Court Alternatives Laboratory Technician	1	1	1
Total Number of Positions	2	2	2



DRUG COURT

040-5750

<i>Account</i>	<i>Account Title</i>	<i>2008-2009 Actual</i>	<i>2009-2010 Budget</i>	<i>2010-2011 Budget</i>
51200	REGULAR SALARIES & WAGES	32,884	32,921	32,921
52100	FICA TAXES	2,477	2,518	2,518
52200	RETIREMENT CONTRIBUTIONS	3,239	3,322	3,546
52300	LIFE & HEALTH INSURANCE	5,837	5,852	5,852
52400	WORKERS' COMPENSATION	173	128	119
	Total Personal Services	44,610	44,741	44,956
53100	PROFESSIONAL SERVICES	250	290	290
53400	OTHER CONTRACTUAL SERV	38,952	46,120	34,572
54000	TRAVEL & PER DIEM	694	500	500
54100	COMMUNICATIONS SERVICES	18	-	-
54201	POSTAGE	170	250	250
54300	UTILITY SERVICES	2,107	2,400	2,400
54400	RENTALS & LEASES	8,340	9,000	9,000
54605	EQUIPMENT MAINTENANCE	390	689	689
54615	SOFTWARE MAINT/SUPPORT	443	320	320
54700	PRINTING & BINDING	150	-	-
55100	OFFICE SUPPLIES	545	948	720
55107	SUPPLIES - PROGRAM	169	220	220
55208	FUEL & LUBES	21	-	-
55221	MEALS	-	100	100
55400	DUES BKS SUBSCR MEM PUBL	-	225	275
55500	TRAINING	225	-	-
	Total Operating Expense	52,475	61,062	49,336
61000	RESERVE CASH FORWARD	-	31,092	72,819
	Total Non-Operating Expenses	-	31,092	72,819
5750 DRUG COURT		<u>97,085</u>	<u>136,895</u>	<u>167,111</u>



COUNTY COURT MEDIATION

FUND 049

	2008-2009 Actual	2009-2010 Budget	2010-2011 Budget
361200 SBA INTEREST	57	50	-
361300 INVEST INTEREST (INC/DEC)	(50)	-	-
366901 DONATION	500	-	-
Total Revenue Sources	507	50	-
400100 5% RESERVE	-	(3)	-
400200 CASH CARRY FORWARD	-	5,784	4,278
Total Revenue Sources Other	-	5,781	4,278
Total Revenues	507	5,831	4,278

Department Number: 2334-609

54000 TRAVEL & PER DIEM	869	1,300	1,250
55100 OFFICE SUPPLIES	-	250	250
55500 TRAINING	195	950	1,000
Total Operating Expense	1,064	2,500	2,500
61000 RESERVE CASH FORWARD	-	3,331	1,778
Total Non-Operating Expenses	-	3,331	1,778
Total Expenditures	1,064	5,831	4,278




WATER QUALITY

FUND 062

	<i>2008-2009 Actual</i>	<i>2009-2010 Budget</i>	<i>2010-2011 Budget</i>
361200 SBA INTEREST	15,204	7,500	4,000
361300 INVEST INTEREST (INC/DEC)	(12,867)	-	-
<i>Total Revenue Sources</i>	<i>2,336</i>	<i>7,500</i>	<i>4,000</i>
381001 TRANSFER - GENERAL FUND	50,000	50,000	-
400100 5% RESERVE	-	(375)	(200)
400200 CASH CARRY FORWARD	-	473,700	132,306
<i>Total Revenue Sources Other</i>	<i>50,000</i>	<i>523,325</i>	<i>132,106</i>
Total Revenues	<u>52,336</u>	<u>530,825</u>	<u>136,106</u>

Department Number: 5415

53100 PROFESSIONAL SERVICES	2,970	-	-
53400 OTHER CONTRACTUAL SERV	573,168	-	-
<i>Total Operating Expense</i>	<i>576,138</i>	<i>-</i>	<i>-</i>
61000 RESERVE CASH FORWARD	-	530,825	136,106
<i>Total Non-Operating Expenses</i>	<i>-</i>	<i>530,825</i>	<i>136,106</i>
Total Expenditures	<u>576,138</u>	<u>530,825</u>	<u>136,106</u>



BOATING IMPROVEMENT

FUND 065

	2008-2009 Actual	2009-2010 Budget	2010-2011 Budget
334901 BOATING IMPROVEMENT	86,844	75,000	75,000
361200 SBA INTEREST	5,821	5,000	1,500
361300 INVEST INTEREST (INC/DEC)	(4,916)	-	-
Total Revenue Sources	87,749	80,000	76,500
400100 5% RESERVE	-	(4,000)	(3,825)
400200 CASH CARRY FORWARD	-	390,900	368,000
Total Revenue Sources Other	-	386,900	364,175
Total Revenues	87,749	466,900	440,675

Department Number: 6115

53400 OTHER CONTRACTUAL SERV	139,911	-	-
Total Operating Expense	139,911	-	-
56326 BOAT RAMP IMPROVEMENTS	190,550	355,400	200,000
Total Capital Outlay	190,550	355,400	200,000
61000 RESERVE CASH FORWARD	-	111,500	240,675
Total Non-Operating Expenses	-	111,500	240,675
Total Expenditures	330,461	466,900	440,675



TEEN COURT

FUND 079

	2008-2009 Actual	2009-2010 Budget	2010-2011 Budget
342900 LAB FEES	375	-	-
348130 COUNTY CT CRIM MM CASES	1,195	905	1,465
348230 CIR CT CRIM CF CASES	734	530	800
348330 COURT COST - CO ORDINANCE	54	25	85
348530 TRAFFIC COURT CT CASES	29,162	30,000	30,000
348630 JUVENILE CJ CASES	606	470	470
351900 COURT PARTICIPATION FEES	7,295	6,000	7,500
361200 SBA INTEREST	496	400	250
361300 INVEST INTEREST (INC/DEC)	(439)	-	-
366901 DONATION	15,150	5,250	8,000
369900 OTHER MISC REVENUES	319	990	790
Total Revenue Sources	54,947	44,570	49,360
400100 5% RESERVE	-	(2,229)	(2,468)
400200 CASH CARRY FORWARD	-	43,000	41,920
Total Revenue Sources Other	-	40,771	39,452
Total Revenues	54,947	85,341	88,812

Dept.	Department Title	2008-2009 Actual	2009-2010 Budget	2010-2011 Budget
2155	TEEN COURT - FINES	64,181	85,341	88,812
Total Expenditures		64,181	85,341	88,812



Description/Objectives

The Citrus County Teen Court is a legally binding alternative that offers young offenders an opportunity of restoration and rehabilitation through community service, educational classes, and jury performance for their offenses. It is a sentencing hearing directed toward juvenile misdemeanor offenders who have admitted guilt to a law violation. The purpose of Teen Court is to educate and motivate both defendants and student participants, while promoting better communication between schools, government, the court, law enforcement and the general public. Teen Court provides the justice system with an alternative to the traditional handling of a juvenile delinquency charge. Teen Court interrupts the beginning criminal behavior in the juvenile and assists the offender in recognizing they are responsible for their behavior. Teen Court also helps in relieving an over-burdened docket in juvenile court.

Goals

Maintain memberships in Florida Association Teen Court, National Youth Courts and local Partners for a Substance Free Citrus to research and apply program best practices for the enhancement of the Teen Court program.

Maintain demographic data on teen crime recidivism for youths 13 to 17 years of age.

Increase adult Teen Court volunteers so the youth will have adults to be mentors

Staffing

	2008-2009 Budget	2009-2010 Budget	2010-2011 Budget
Full-Time			
Teen Court Coordinator	1	1	1
Part-Time			
Program Systems Technician	1	0	0
Court Alternative Supervisor	1	1	1
Total Number of Positions	3	2	2



TEEN COURT - FINES

079-2155

<i>Account</i>	<i>Account Title</i>	<i>2008-2009 Actual</i>	<i>2009-2010 Budget</i>	<i>2010-2011 Budget</i>
51200	REGULAR SALARIES & WAGES	43,937	34,763	35,803
52100	FICA TAXES	3,362	2,659	2,739
52200	RETIREMENT CONTRIBUTIONS	4,328	3,508	3,856
52300	LIFE & HEALTH INSURANCE	8,717	6,819	6,823
52400	WORKERS' COMPENSATION	230	136	129
	Total Personal Services	60,573	47,885	49,350
53100	PROFESSIONAL SERVICES	-	250	250
53400	OTHER CONTRACTUAL SERV	-	490	490
54000	TRAVEL & PER DIEM	145	807	1,523
54201	POSTAGE	174	250	144
54605	EQUIPMENT MAINTENANCE	680	660	720
54615	SOFTWARE MAINT/SUPPORT	267	454	210
54700	PRINTING & BINDING	171	350	200
54800	PROMOTIONAL ACTIVITIES	150	250	375
55100	OFFICE SUPPLIES	788	912	912
55107	SUPPLIES - PROGRAM	470	500	300
55221	MEALS	238	250	125
55400	DUES BKS SUBSCR MEM PUBL	200	250	175
55500	TRAINING	325	325	650
	Total Operating Expense	3,608	5,748	6,074
61000	RESERVE CASH FORWARD	-	31,708	33,388
	Total Non-Operating Expenses	-	31,708	33,388
2155	TEEN COURT - FINES	<u>64,181</u>	<u>85,341</u>	<u>88,812</u>



CRIME PREVENTION PROGRAMS

FUND 090

	<i>2008-2009 Actual</i>	<i>2009-2010 Budget</i>	<i>2010-2011 Budget</i>
348130 COUNTY CT CRIM MM CASES	11,110	10,000	11,000
348230 CIR CT CRIM CF CASES	27,981	24,000	20,000
348530 TRAFFIC COURT CT CASES	16,932	17,000	13,000
<i>Total Revenue Sources</i>	<i>56,023</i>	<i>51,000</i>	<i>44,000</i>
400100 5% RESERVE	-	(2,550)	(2,200)
<i>Total Revenue Sources Other</i>	<i>-</i>	<i>(2,550)</i>	<i>(2,200)</i>
Total Revenues	<u>56,023</u>	<u>48,450</u>	<u>41,800</u>

Department Number: 5860

59100 TRANSFERS	52,950	48,450	41,800
<i>Total Non-Operating Expenses</i>	<i>52,950</i>	<i>48,450</i>	<i>41,800</i>
Total Expenditures	<u>52,950</u>	<u>48,450</u>	<u>41,800</u>



ARTICLE V TECHNOLOGY

FUND 093

	<i>2008-2009 Actual</i>	<i>2009-2010 Budget</i>	<i>2010-2011 Budget</i>
341100 RECORDING FEES	214,630	200,000	175,000
361200 SBA INTEREST	9,159	5,000	3,000
361300 INVEST INTEREST (INC/DEC)	(7,911)	-	-
Total Revenue Sources	215,878	205,000	178,000
400100 5% RESERVE	-	(10,250)	(8,900)
400200 CASH CARRY FORWARD	-	650,000	530,000
Total Revenue Sources Other	-	639,750	521,100
Total Revenues	215,878	844,750	699,100

<i>Dept.</i>	<i>Department Title</i>	<i>2008-2009 Actual</i>	<i>2009-2010 Budget</i>	<i>2010-2011 Budget</i>
5703	ARTICLE V TECHNOLOGY	-	308,297	259,216
5703-602	STATE ATTORNEY	122,342	160,000	150,420
5703-603	PUBLIC DEFENDER	55,282	73,614	68,252
5703-605	CIRCUIT COURT	238,026	281,199	217,762
5703-685	GUARDIAN AD LITEM	263	1,950	3,450
5917	CRIMINAL CONFLICT - TECH	-	19,690	-
Total Expenditures		415,913	844,750	699,100



ARTICLE V TECHNOLOGY

093-5703

<i>Account</i>	<i>Account Title</i>	<i>2008-2009 Actual</i>	<i>2009-2010 Budget</i>	<i>2010-2011 Budget</i>
60050	RESERVE FOR CONTINGENCIES	-	308,297	259,216
	<i>Total Non-Operating Expenses</i>	-	<i>308,297</i>	<i>259,216</i>
5703	ARTICLE V TECHNOLOGY	-	<u>308,297</u>	<u>259,216</u>



Description/Objectives

The information technology (IT) costs associated with this budget are pursuant to Chapter 29.008, Florida Statutes, with funding available pursuant to Chapter 28.24, Florida Statutes. Many of the IT costs are for circuit wide applications and, as such, are prorated based on the approximate percentage of State Attorney employees and workload per office location.

Staffing	2008-2009 Budget	2009-2010 Budget	2010-2011 Budget
Full-Time			
State Attorney Technology Staff	2	2	2
Total Number of Positions	2	2	2



STATE ATTORNEY

093-5703-602

<i>Account</i>	<i>Account Title</i>	<i>2008-2009 Actual</i>	<i>2009-2010 Budget</i>	<i>2010-2011 Budget</i>
51000	PERSONAL SERVICES	101,996	106,000	112,200
	<i>Total Personal Services</i>	<i>101,996</i>	<i>106,000</i>	<i>112,200</i>
54000	TRAVEL & PER DIEM	-	3,000	1,510
54100	COMMUNICATIONS SERVICES	6,648	12,000	9,000
55270	COMPUTER ACCESSORIES	7,119	19,000	18,100
55275	COMPUTER SOFTWARE	6,580	7,000	8,100
55500	TRAINING	-	3,000	1,510
	<i>Total Operating Expense</i>	<i>20,346</i>	<i>44,000</i>	<i>38,220</i>
56400	MACHINERY & EQUIPMENT	-	10,000	-
	<i>Total Capital Outlay</i>	<i>-</i>	<i>10,000</i>	<i>-</i>
5703-602	STATE ATTORNEY	<u><u>122,342</u></u>	<u><u>160,000</u></u>	<u><u>150,420</u></u>



Description/Objectives

The information technology (IT) costs associated with this budget are pursuant to Chapter 29.008, Florida Statutes, with funding available pursuant to Chapter 28.24, Florida Statutes. Many of the IT costs are for circuit wide applications and, as such, are prorated based on the approximate percentage of Public Defender employees per office location. Citrus County's portion has been calculated at 11% of the circuit total.

Goals

Pursue increase automation as the most efficient and cost effective means to fulfill statutory mandates.

Staffing	2008-2009 Budget	2009-2010 Budget	2010-2011 Budget
Full-Time			
Court Data Entry Operator	1	1	1
Total Number of Positions	1	1	1



PUBLIC DEFENDER

093-5703-603

<i>Account</i>	<i>Account Title</i>	<i>2008-2009 Actual</i>	<i>2009-2010 Budget</i>	<i>2010-2011 Budget</i>
51200	REGULAR SALARIES & WAGES	24,617	25,043	26,083
52100	FICA TAXES	1,883	1,916	1,995
52200	RETIREMENT CONTRIBUTIONS	2,425	2,527	2,809
52300	LIFE & HEALTH INSURANCE	5,636	5,445	5,449
52400	WORKERS' COMPENSATION	129	98	94
	Total Personal Services	34,691	35,029	36,430
53400	OTHER CONTRACTUAL SERV	-	3,000	-
54000	TRAVEL & PER DIEM	157	1,000	500
54100	COMMUNICATIONS SERVICES	4,940	2,400	3,000
54605	EQUIPMENT MAINTENANCE	-	2,000	3,000
55100	OFFICE SUPPLIES	-	1,000	1,000
55120	OFFICE/NON-CAP EQUIPMENT	200	1,500	1,500
55270	COMPUTER ACCESSORIES	405	500	-
55275	COMPUTER SOFTWARE	12,641	11,685	14,722
55500	TRAINING	-	1,200	600
	Total Operating Expense	18,342	24,285	24,322
56400	MACHINERY & EQUIPMENT	2,249	14,300	7,500
	Total Capital Outlay	2,249	14,300	7,500
5703-603 PUBLIC DEFENDER		<u>55,282</u>	<u>73,614</u>	<u>68,252</u>



Description/Objectives

The information technology (IT) costs associated with this budget are pursuant to Chapter 29.008, Florida Statutes, with funding available pursuant to Chapter 28.24, Florida Statutes. Many of the IT costs are for circuit wide applications and, as such, are prorated based on the approximate percentage of Circuit County employees per office location.

Staffing

	2008-2009	2009-2010	2010-2011
	Budget	Budget	Budget

Full-Time

User Support Analyst	1	1	1
Sr Network Support Analyst	1	1	1
Total Number of Positions	2	2	2



CIRCUIT COURT

093-5703-605

<i>Account</i>	<i>Account Title</i>	<i>2008-2009 Actual</i>	<i>2009-2010 Budget</i>	<i>2010-2011 Budget</i>
51200	REGULAR SALARIES & WAGES	89,145	89,014	90,054
52100	FICA TAXES	6,494	6,810	6,889
52200	RETIREMENT CONTRIBUTIONS	8,781	8,982	9,699
52300	LIFE & HEALTH INSURANCE	11,427	11,037	11,041
52400	WORKERS' COMPENSATION	469	347	324
	Total Personal Services	116,315	116,190	118,007
53400	OTHER CONTRACTUAL SERV	2,098	2,500	5,000
54000	TRAVEL & PER DIEM	3,417	4,750	4,750
54100	COMMUNICATIONS SERVICES	15,619	14,400	14,700
54600	REPAIR & MAINTENANCE	9,320	9,335	12,600
55100	OFFICE SUPPLIES	4,786	2,800	5,480
55120	OFFICE/NON-CAP EQUIPMENT	5,751	-	15,000
55270	COMPUTER ACCESSORIES	3,393	8,280	3,000
55275	COMPUTER SOFTWARE	35,018	20,094	15,825
55400	DUES BKS SUBSCR MEM PUBL	800	450	-
55500	TRAINING	2,845	8,000	6,900
	Total Operating Expense	83,046	70,609	83,255
56400	MACHINERY & EQUIPMENT	38,664	94,400	16,500
	Total Capital Outlay	38,664	94,400	16,500
5703-605 CIRCUIT COURT		<u>238,026</u>	<u>281,199</u>	<u>217,762</u>



GUARDIAN AD LITEM

093-5703-685

<i>Account</i>	<i>Account Title</i>	<i>2008-2009 Actual</i>	<i>2009-2010 Budget</i>	<i>2010-2011 Budget</i>
54600	REPAIR & MAINTENANCE	-	600	300
55100	OFFICE SUPPLIES	263	900	700
55120	OFFICE/NON-CAP EQUIPMENT	-	450	-
55270	COMPUTER ACCESSORIES	-	-	950
	Total Operating Expense	263	1,950	1,950
56400	MACHINERY & EQUIPMENT	-	-	1,500
	Total Capital Outlay	-	-	1,500
5703-685	GUARDIAN AD LITEM	<u>263</u>	<u>1,950</u>	<u>3,450</u>



ARTICLE V FACILITIES

FUND 094

	<i>2008-2009 Actual</i>	<i>2009-2010 Budget</i>	<i>2010-2011 Budget</i>
348930 ART V FACILITIES 318.18	182,729	210,527	210,527
361200 SBA INTEREST	108	-	-
<i>Total Revenue Sources</i>	<i>182,837</i>	<i>210,527</i>	<i>210,527</i>
400100 5% RESERVE	-	(10,527)	(10,527)
<i>Total Revenue Sources Other</i>	<i>-</i>	<i>(10,527)</i>	<i>(10,527)</i>
Total Revenues	<u>182,837</u>	<u>200,000</u>	<u>200,000</u>

Department Number: 5704

59100 TRANSFERS	274,407	200,000	200,000
<i>Total Non-Operating Expenses</i>	<i>274,407</i>	<i>200,000</i>	<i>200,000</i>
Total Expenditures	<u>274,407</u>	<u>200,000</u>	<u>200,000</u>



ARTICLE V LEGAL AID

FUND 095

	<i>2008-2009 Actual</i>	<i>2009-2010 Budget</i>	<i>2010-2011 Budget</i>
348922 COURT COST - LEGAL AID	33,434	34,000	34,000
361200 SBA INTEREST	23	-	-
361300 INVEST INTEREST (INC/DEC)	(23)	-	-
<i>Total Revenue Sources</i>	<i>33,433</i>	<i>34,000</i>	<i>34,000</i>
400100 5% RESERVE	-	(1,700)	(1,700)
<i>Total Revenue Sources Other</i>	<i>-</i>	<i>(1,700)</i>	<i>(1,700)</i>
Total Revenues	<u>33,433</u>	<u>32,300</u>	<u>32,300</u>

Department Number: 5705

53100 PROFESSIONAL SERVICES	33,457	32,300	32,300
<i>Total Operating Expense</i>	<i>33,457</i>	<i>32,300</i>	<i>32,300</i>
Total Expenditures	<u>33,457</u>	<u>32,300</u>	<u>32,300</u>




ARTICLE V LAW LIBRARY

FUND 096

	2008-2009 Actual	2009-2010 Budget	2010-2011 Budget
348923 COURT COST - LAW LIBRARY	33,434	34,000	34,000
361200 SBA INTEREST	11	-	-
<i>Total Revenue Sources</i>	33,444	34,000	34,000
400100 5% RESERVE	-	(1,700)	(1,700)
<i>Total Revenue Sources Other</i>	-	(1,700)	(1,700)
Total Revenues	<u>33,444</u>	<u>32,300</u>	<u>32,300</u>

Department Number: 5706

56600 LIBRARY BOOKS-PUBLICATION	33,444	32,300	32,300
<i>Total Capital Outlay</i>	33,444	32,300	32,300
59100 TRANSFERS	6,647	-	-
<i>Total Non-Operating Expenses</i>	6,647	-	-
Total Expenditures	<u>40,091</u>	<u>32,300</u>	<u>32,300</u>



ARTICLE V JUVENILE

FUND 097

	2008-2009 Actual	2009-2010 Budget	2010-2011 Budget
348924 COURT COST - JUVENILE ALT	33,434	34,000	34,000
361200 SBA INTEREST	144	-	-
361300 INVEST INTEREST (INC/DEC)	(170)	-	-
Total Revenue Sources	33,408	34,000	34,000
400100 5% RESERVE	-	(1,700)	(1,700)
400200 CASH CARRY FORWARD	-	-	33,762
Total Revenue Sources Other	-	(1,700)	32,062
Total Revenues	33,408	32,300	66,062

Department Number: 5707

59100 TRANSFERS	36,901	-	33,762
61000 RESERVE CASH FORWARD	-	32,300	32,300
Total Non-Operating Expenses	36,901	32,300	66,062
Total Expenditures	36,901	32,300	66,062



Description/Objectives

The Article V revision of the Florida Constitution requires the state to fund the majority of the costs for the Florida court system effective July 1,2004. Under the guidelines of this revision the Board of County Commissioners has adopted an additional court fee to be imposed on certain court cases specified in the revision and the funds be used to supplement such programs as Drug Court, Teen Court, Legal Aid and the Law Library.

Refer to Florida Statutes - Title XLVII - 939.185

Goals

Provide classes to assist in job searches,providing an in-house resource library.

Provide assistance with budgeting and tracking expenses to help clients meet their financial obligation for substance abuse treatment and random alcohol and drug screens.

Staffing

	2008-2009 Budget	2009-2010 Budget	2010-2011 Budget
Full-Time			
Drug Court Coordinator	1	1	1
Part-Time			
Court Alternative Supervisor	1	1	1
Total Number of Positions	2	2	2



ARTICLE V DRUG COURT

FUND 098

	2008-2009 Actual	2009-2010 Budget	2010-2011 Budget
348921 COURT COST - DRUG COURT	33,434	34,000	34,000
361200 SBA INTEREST	412	200	200
361300 INVEST INTEREST (INC/DEC)	(392)	-	-
Total Revenue Sources	33,454	34,200	34,200
381000 INTERFUND TRANSFERS	43,549	-	33,762
400100 5% RESERVE	-	(1,710)	(1,710)
400200 CASH CARRY FORWARD	-	39,825	33,767
Total Revenue Sources Other	43,549	38,115	65,819
Total Revenues	77,003	72,315	100,019

Department Number: 5708

51200 REGULAR SALARIES & WAGES	42,484	53,121	53,121
52100 FICA TAXES	3,209	4,064	4,064
52200 RETIREMENT CONTRIBUTIONS	4,185	5,360	5,721
52300 LIFE & HEALTH INSURANCE	7,314	9,563	9,563
52400 WORKERS' COMPENSATION	224	207	191
Total Personal Services	57,416	72,315	72,660
61000 RESERVE CASH FORWARD	-	-	27,359
Total Non-Operating Expenses	-	-	27,359
Total Expenditures	57,416	72,315	100,019



ARTICLE V LAW ENFORCE TRN

FUND 099

	2008-2009 Actual	2009-2010 Budget	2010-2011 Budget
348520 SERVICE CHARGES - TRAFFIC	29,894	33,000	25,000
361200 SBA INTEREST	1,029	600	300
361300 INVEST INTEREST (INC/DEC)	(1,016)	-	-
Total Revenue Sources	29,907	33,600	25,300
400100 5% RESERVE	-	(1,680)	(1,265)
400200 CASH CARRY FORWARD	-	134,800	121,780
Total Revenue Sources Other	-	133,120	120,515
Total Revenues	<u>29,907</u>	<u>166,720</u>	<u>145,815</u>

Department Number: 5709

53000 OPERATING EXPENSES	-	132,881	121,780
Total Operating Expense	-	132,881	121,780
59100 TRANSFERS	-	33,839	24,035
Total Non-Operating Expenses	-	33,839	24,035
Total Expenditures	<u>-</u>	<u>166,720</u>	<u>145,815</u>



PARKS SPECIAL PROGRAMS

FUND 104

	2008-2009 Actual	2009-2010 Budget	2010-2011 Budget
347210 RECREATION FEES - EXEMPT	202,847	254,280	300,000
361200 SBA INTEREST	1,384	-	-
361300 INVEST INTEREST (INC/DEC)	(1,308)	-	-
366900 OTHER CONTRIB & DONATIONS	4,499	12,225	6,700
Total Revenue Sources	207,423	266,505	306,700
400100 5% RESERVE	-	(13,326)	(15,335)
400200 CASH CARRY FORWARD	-	128,000	150,000
Total Revenue Sources Other	-	114,674	134,665
Total Revenues	207,423	381,179	441,365
Department Number: 6104			
51320 CASUAL LABOR/SP PROG	109,181	86,490	139,560
52100 FICA TAXES	8,349	6,650	10,676
52400 WORKERS' COMPENSATION	6,806	3,400	4,435
Total Personal Services	124,336	96,540	154,671
53400 OTHER CONTRACTUAL SERV	43,280	105,526	128,763
54000 TRAVEL & PER DIEM	880	500	650
54100 COMMUNICATIONS SERVICES	-	-	1,250
54201 POSTAGE	183	500	300
54400 RENTALS & LEASES	-	1,500	2,000
54604 MAINTENANCE - BUILDINGS	2,990	-	-
54700 PRINTING & BINDING	1,413	2,430	2,200
55100 OFFICE SUPPLIES	-	1,500	750
55205 UNIFORMS	514	1,156	2,800
55210 MISC SUPPLIES	23,027	45,462	53,591
55211 JANITORIAL SUPPLIES	-	-	2,000
55221 MEALS	1,205	3,095	7,275
55400 DUES BKS SUBSCR MEM PUBL	414	1,175	1,165
55500 TRAINING	285	1,800	1,800
Total Operating Expense	74,190	164,644	204,544
59123 TRANSFER - INDIRECT COST	8,237	5,321	8,614
61000 RESERVE CASH FORWARD	-	114,674	73,536
Total Non-Operating Expenses	8,237	119,995	82,150
Total Expenditures	206,763	381,179	441,365



EXTENSION SPECIAL PROGRAM

FUND 104A

	<i>2008-2009 Actual</i>	<i>2009-2010 Budget</i>	<i>2010-2011 Budget</i>
347410 FYN CLASS - NON TAXABLE	6,254	15,600	7,600
347430 FCS CLASSES - NON-TAXABLE	3,740	2,000	2,900
347450 HORT CLASSES - NON-TAXABL	2,427	4,000	7,695
347470 EXT OVERALL - NON-TAXABLE	6	-	-
361200 SBA INTEREST	198	-	-
361300 INVEST INTEREST (INC/DEC)	(164)	-	-
Total Revenue Sources	12,461	21,600	18,195
400100 5% RESERVE	-	(1,080)	(910)
400200 CASH CARRY FORWARD	-	9,411	6,613
Total Revenue Sources Other	-	8,331	5,703
Total Revenues	12,461	29,931	23,898

<i>Dept.</i>	<i>Department Title</i>	<i>2008-2009 Actual</i>	<i>2009-2010 Budget</i>	<i>2010-2011 Budget</i>
6104A	FYN EXTENSION SPECIAL PRO	10,968	18,340	12,215
6104B	FCS EXTENSION SPECIAL PRO	4,062	4,914	3,394
6104C	HORT EXTENSION SPECIAL PR	1,209	6,224	7,835
6104D	EXTENSION OVERALL SPEC PR	130	453	454
Total Expenditures		16,369	29,931	23,898



FYN EXTENSION SPECIAL PRO

104A-6104A

<i>Account</i>	<i>Account Title</i>	<i>2008-2009 Actual</i>	<i>2009-2010 Budget</i>	<i>2010-2011 Budget</i>
51306	CASUAL LABOR	-	410	-
52100	FICA TAXES	-	35	-
52400	WORKERS' COMPENSATION	-	150	-
	Total Personal Services	-	595	-
54201	POSTAGE	-	250	250
54401	VEHICLE RENTAL	-	1,800	400
54800	PROMOTIONAL ACTIVITIES	2,000	2,500	2,000
55100	OFFICE SUPPLIES	398	500	500
55120	OFFICE/NON-CAP EQUIPMENT	292	-	-
55201	TOOLS IMP. & SPEC. CLOTH	200	-	-
55205	UNIFORMS	106	150	150
55210	MISC SUPPLIES	7,483	9,840	6,000
55221	MEALS	490	900	900
55225	DEMONSTRATION SUPPLIES	-	180	500
55270	COMPUTER ACCESSORIES	-	500	400
55275	COMPUTER SOFTWARE	-	500	-
55500	TRAINING	-	500	550
	Total Operating Expense	10,968	17,620	11,650
59123	TRANSFER - INDIRECT COST	-	125	348
61000	RESERVE CASH FORWARD	-	-	217
	Total Non-Operating Expenses	-	125	565
6104A	FYN EXTENSION SPECIAL PRO	<u>10,968</u>	<u>18,340</u>	<u>12,215</u>



FCS EXTENSION SPECIAL PRO

104A-6104B

<i>Account</i>	<i>Account Title</i>	<i>2008-2009 Actual</i>	<i>2009-2010 Budget</i>	<i>2010-2011 Budget</i>
53100	PROFESSIONAL SERVICES	-	75	-
54000	TRAVEL & PER DIEM	-	100	300
54401	VEHICLE RENTAL	-	600	250
54800	PROMOTIONAL ACTIVITIES	-	500	500
55100	OFFICE SUPPLIES	-	150	150
55205	UNIFORMS	88	200	100
55210	MISC SUPPLIES	3,229	1,200	600
55221	MEALS	227	900	400
55225	DEMONSTRATION SUPPLIES	182	350	300
55270	COMPUTER ACCESSORIES	336	450	400
55275	COMPUTER SOFTWARE	-	235	235
55500	TRAINING	-	35	35
	Total Operating Expense	4,062	4,795	3,270
59123	TRANSFER - INDIRECT COST	-	119	124
	Total Non-Operating Expenses	-	119	124
6104B	FCS EXTENSION SPECIAL PRO	<u>4,062</u>	<u>4,914</u>	<u>3,394</u>



HORT EXTENSION SPECIAL PR

104A-6104C

<i>Account</i>	<i>Account Title</i>	<i>2008-2009 Actual</i>	<i>2009-2010 Budget</i>	<i>2010-2011 Budget</i>
53100	PROFESSIONAL SERVICES	-	50	200
54000	TRAVEL & PER DIEM	-	200	100
54700	PRINTING & BINDING	-	-	2,000
54800	PROMOTIONAL ACTIVITIES	-	500	1,500
55100	OFFICE SUPPLIES	95	450	450
55205	UNIFORMS	106	250	150
55210	MISC SUPPLIES	282	1,450	700
55221	MEALS	726	2,021	1,540
55225	DEMONSTRATION SUPPLIES	-	550	400
55270	COMPUTER ACCESSORIES	-	400	400
55275	COMPUTER SOFTWARE	-	150	150
55500	TRAINING	-	200	200
	<i>Total Operating Expense</i>	<i>1,209</i>	<i>6,221</i>	<i>7,790</i>
59123	TRANSFER - INDIRECT COST	-	3	45
	<i>Total Non-Operating Expenses</i>	<i>-</i>	<i>3</i>	<i>45</i>
6104C	HORT EXTENSION SPECIAL PR	<u>1,209</u>	<u>6,224</u>	<u>7,835</u>



EXTENSION OVERALL SPEC PR

104A-6104D

<i>Account</i>	<i>Account Title</i>	<i>2008-2009 Actual</i>	<i>2009-2010 Budget</i>	<i>2010-2011 Budget</i>
55205	UNIFORMS	35	50	50
55210	MISC SUPPLIES	-	100	100
55221	MEALS	95	300	300
	<i>Total Operating Expense</i>	<i>130</i>	<i>450</i>	<i>450</i>
59123	TRANSFER - INDIRECT COST	-	3	4
	<i>Total Non-Operating Expenses</i>	<i>-</i>	<i>3</i>	<i>4</i>
6104D	EXTENSION OVERALL SPEC PR	<u>130</u>	<u>453</u>	<u>454</u>



CHASSAHOWITZKA RV CMPGRND

FUND 108

	<i>2008-2009 Actual</i>	<i>2009-2010 Budget</i>	<i>2010-2011 Budget</i>
347220 SITE RENTAL	152,743	208,000	165,597
347221 SITE RENTAL - EXEMPT	3,045	5,000	5,000
347290 CHAS BOAT RENTAL-CONTRACT	36,686	44,300	44,000
347293 PARKING	16,157	38,000	28,000
347294 STORE	40,158	51,854	50,000
347299 NON TAXABLE SALES	1,433	5,000	3,000
347303 LAUNDRY - EXEMPT	2,400	4,000	3,300
361200 SBA INTEREST	3	-	-
369900 OTHER MISC REVENUES	277	-	-
<i>Total Revenue Sources</i>	<i>252,902</i>	<i>356,154</i>	<i>298,897</i>
400100 5% RESERVE	-	(17,808)	(14,945)
400200 CASH CARRY FORWARD	-	(45,800)	(19,090)
<i>Total Revenue Sources Other</i>	<i>-</i>	<i>(63,608)</i>	<i>(34,035)</i>
Total Revenues	<u>252,902</u>	<u>292,546</u>	<u>264,862</u>

<i>Dept.</i>	<i>Department Title</i>	<i>2008-2009 Actual</i>	<i>2009-2010 Budget</i>	<i>2010-2011 Budget</i>
6150	CHASSAHOWITZKA RV CMPGRND	271,067	292,546	264,862
Total Expenditures		<u>271,067</u>	<u>292,546</u>	<u>264,862</u>



Description/Objectives

The Chassahowitzka River Campground continues to meet the outdoor recreational needs of the people in Citrus County and its visitors. As stipulated under the lease agreement with the Southwest Florida Water Management District, any excess revenues generated are restricted to campground operation, maintenance and improvements.

Goals

To assure a continued high quality of customer service through regular staff training and facility maintenance.

To promote repeat visits by providing guests with a unique and positive outdoor recreational experience.

To obtain a 90% customer satisfaction rate from campground users.

To create a user friendly experience through efficient staff communication and literature..

To continue to enhance and improve the Campground facilities.

Staffing

	2008-2009 Budget	2009-2010 Budget	2010-2011 Budget
Full-Time			
Park Store Clerk	2	2	2
Assistant Park Manager	1	1	1
Park Manager	1	1	1
Campground Technician	1	1	1
Total Number of Positions	5	5	5



CHASSAHOWITZKA RV CMPGRND

108-6150

<i>Account</i>	<i>Account Title</i>	<i>2008-2009 Actual</i>	<i>2009-2010 Budget</i>	<i>2010-2011 Budget</i>
51200	REGULAR SALARIES & WAGES	104,779	99,092	104,150
51306	CASUAL LABOR	-	2,161	2,000
52100	FICA TAXES	7,663	7,581	8,132
52200	RETIREMENT CONTRIBUTIONS	10,321	9,998	11,217
52300	LIFE & HEALTH INSURANCE	28,120	27,124	27,143
52400	WORKERS' COMPENSATION	7,187	5,827	5,333
	Total Personal Services	158,071	151,783	157,975
53400	OTHER CONTRACTUAL SERV	(12,653)	1,450	1,490
53410	TESTING	48	-	180
53451	EXTERMINATOR SERVICE	65	96	96
54000	TRAVEL & PER DIEM	-	100	100
54100	COMMUNICATIONS SERVICES	2,682	2,820	2,820
54201	POSTAGE	23	100	50
54300	UTILITY SERVICES	46,906	51,300	52,460
54600	REPAIR & MAINTENANCE	87	1,000	1,000
54603	VEHICLE MAINTENANCE	1,274	1,458	1,614
54604	MAINTENANCE - BUILDINGS	4,375	3,000	3,000
54605	EQUIPMENT MAINTENANCE	1,897	1,500	1,500
54615	SOFTWARE MAINT/SUPPORT	384	500	447
54700	PRINTING & BINDING	781	500	1,000
54985	CIGARETTE/TOBACCO SURCHRG	26	-	-
55100	OFFICE SUPPLIES	405	1,000	1,000
55120	OFFICE/NON-CAP EQUIPMENT	2,505	3,500	500
55200	OPERATING SUPPLIES	2,499	2,500	3,000
55205	UNIFORMS	175	750	1,500
55207	CHEMICALS	144	-	-
55208	FUEL & LUBES	1,540	3,000	2,500
55210	MISC SUPPLIES	52	1,500	1,500
55260	PERMITS	1,205	1,137	1,060
55270	COMPUTER ACCESSORIES	-	-	650
55275	COMPUTER SOFTWARE	745	-	-
55400	DUES BKS SUBSCR MEM PUBL	-	165	-
	Total Operating Expense	55,164	77,376	77,467
56400	MACHINERY & EQUIPMENT	-	5,000	-
	Total Capital Outlay	-	5,000	-
59123	TRANSFER - INDIRECT COST	17,357	17,245	-
59159	TRANS FLEET VEH TRUST	7,309	809	629
59920	COST OF GOODS SOLD	33,166	35,000	28,791
61000	RESERVE CASH FORWARD	-	5,333	-
	Total Non-Operating Expenses	57,832	58,387	29,420
6150	CHASSAHOWITZKA RV CMPGRND	<u>271,067</u>	<u>292,546</u>	<u>264,862</u>



BUSINESS LICENSE FUND

FUND 112

	2008-2009 Actual	2009-2010 Budget	2010-2011 Budget
316000 OCCUPATIONAL LICENSE TAX	148,723	100,000	149,000
361100 INTEREST	187	-	-
361200 SBA INTEREST	1,736	1,500	750
361300 INVEST INTEREST (INC/DEC)	(1,628)	-	-
Total Revenue Sources	149,017	101,500	149,750
400100 5% RESERVE	-	(5,075)	(7,488)
400200 CASH CARRY FORWARD	-	209,000	256,000
Total Revenue Sources Other	-	203,925	248,512
Total Revenues	<u>149,017</u>	<u>305,425</u>	<u>398,262</u>

Department Number: 2790

53200 ACCOUNTING & AUDITING	6,021	6,100	6,100
Total Operating Expense	6,021	6,100	6,100
58230 ECONOMIC DEVELOP COUNCIL	195,000	157,500	110,000
Total Non-Operating Expenses	195,000	157,500	110,000
61000 RESERVE CASH FORWARD	-	141,825	282,162
Total Non-Operating Expenses	-	141,825	282,162
Total Expenditures	<u>201,021</u>	<u>305,425</u>	<u>398,262</u>



FISHING IMPROVEMENT

FUND 130

	<i>2008-2009 Actual</i>	<i>2009-2010 Budget</i>	<i>2010-2011 Budget</i>
361200 SBA INTEREST	1,073	1,000	600
361300 INVEST INTEREST (INC/DEC)	(995)	-	-
367000 OTHER LIC & PERMITS	6,229	6,000	6,000
Total Revenue Sources	6,306	7,000	6,600
400100 5% RESERVE	-	(350)	(330)
400200 CASH CARRY FORWARD	-	119,900	59,800
Total Revenue Sources Other	-	119,550	59,470
Total Revenues	6,306	126,550	66,070

Department Number: 6306

53400 OTHER CONTRACTUAL SERV	-	-	63,000
Total Operating Expense	-	-	63,000
61000 RESERVE CASH FORWARD	-	126,550	3,070
Total Non-Operating Expenses	-	126,550	3,070
Total Expenditures	-	126,550	66,070



VISITOR & CONV BUREAU

FUND 160

	2008-2009 <i>Actual</i>	2009-2010 <i>Budget</i>	2010-2011 <i>Budget</i>
312120 TOURIST TAX	615,978	600,000	600,000
361200 SBA INTEREST	4,942	7,500	5,000
361300 INVEST INTEREST (INC/DEC)	(5,001)	-	-
366900 OTHER CONTRIB & DONATIONS	3,330	-	-
369900 OTHER MISC REVENUES	10,000	-	-
Total Revenue Sources	629,249	607,500	605,000
400100 5% RESERVE	-	(30,375)	(30,250)
400200 CASH CARRY FORWARD	-	648,000	579,000
Total Revenue Sources Other	-	617,625	548,750
Total Revenues	629,249	1,225,125	1,153,750

<i>Dept.</i>	<i>Department Title</i>	2008-2009 <i>Actual</i>	2009-2010 <i>Budget</i>	2010-2011 <i>Budget</i>
2122	VISITOR & CONV BUREAU	564,230	1,225,125	1,153,750
Total Expenditures		564,230	1,225,125	1,153,750



Description/Objectives

Provision for the Tourist Development Tax is by FS125.0104, known as the Local Option Tourist Development Act. The Local Option Tourist Development Tax Voter Referendum was passed and subsequently adopted by the Board of County Commissioners in 1986. The tax is currently levied at a rate of 3% on all transient accommodation rentals (transient is defined as six months or less). In accordance with the Tourist Development Act, the Citrus County Tourist Development Council recommends the expenditure of the revenues for the promotion and advertisement of tourism through a wide variety of advertising, public relations, promotions and more. All will focus on the aquatic activities, ecological amenities and heritage that draw thousands of guests each year.

Goals

Increase tourism to Citrus County, Florida by 3%.

Increase Citrus County Tourism Marketing through several strategies that are implemented with the partnerships of Local Tourism Businesses and related Agencies and Associations. Activities to include advertising, public and media relations, electronic communications, consumer and trade show participation, and publication and distribution of materials.

Staffing

	2008-2009	2009-2010	2010-2011
	Budget	Budget	Budget
Full-Time			
Senior Secretary	1	1	1
Visitor & Conv. Bureau Director	1	1	1
Visitor Services Representative	1	1	1
Total Number of Positions	3	3	3



VISITOR & CONV BUREAU

160-2122

<i>Account</i>	<i>Account Title</i>	<i>2008-2009 Actual</i>	<i>2009-2010 Budget</i>	<i>2010-2011 Budget</i>
51200	REGULAR SALARIES & WAGES	98,428	100,901	100,897
51306	CASUAL LABOR	287	1,621	1,121
52100	FICA TAXES	7,555	7,719	7,719
52200	RETIREMENT CONTRIBUTIONS	9,695	10,181	10,867
52300	LIFE & HEALTH INSURANCE	16,067	16,432	16,432
52400	WORKERS' COMPENSATION	518	394	363
	Total Personal Services	132,551	137,248	137,399
53400	OTHER CONTRACTUAL SERV	20,890	41,200	1,200
54000	TRAVEL & PER DIEM	3,675	11,800	11,740
54100	COMMUNICATIONS SERVICES	5,015	5,280	7,080
54201	POSTAGE	10,859	20,000	20,000
54300	UTILITY SERVICES	2,597	3,000	3,600
54408	BUILDING RENTAL	12,697	12,000	12,000
54603	VEHICLE MAINTENANCE	850	984	851
54604	MAINTENANCE - BUILDINGS	285	4,360	1,000
54605	EQUIPMENT MAINTENANCE	19	-	2,700
54615	SOFTWARE MAINT/SUPPORT	227	400	3,161
54700	PRINTING & BINDING	21,826	22,000	20,000
54800	PROMOTIONAL ACTIVITIES	11,371	9,000	14,000
54807	PRINT ADVERTISING/MKTING	289,755	300,000	310,000
54809	TRADE SHOW PROMOTION	16,427	13,700	7,709
54921	ADVERTISING	536	12,495	12,500
55100	OFFICE SUPPLIES	3,954	4,000	5,000
55120	OFFICE/NON-CAP EQUIPMENT	663	2,500	2,500
55200	OPERATING SUPPLIES	-	-	2,500
55208	FUEL & LUBES	1,232	2,400	2,400
55216	SAFETY & ROAD SIGN	-	-	2,500
55270	COMPUTER ACCESSORIES	1,094	-	850
55400	DUES BKS SUBSCR MEM PUBL	1,198	3,500	4,760
55500	TRAINING	870	2,200	2,550
	Total Operating Expense	406,040	470,819	450,601
56400	MACHINERY & EQUIPMENT	-	5,000	-
	Total Capital Outlay	-	5,000	-
58221	SPECIAL PROJECTS	-	100,000	25,000
	Total Non-Operating Expenses	-	100,000	25,000
59123	TRANSFER - INDIRECT COST	20,964	18,981	20,570
59159	TRANS FLEET VEH TRUST	4,675	2,588	2,588
60050	RESERVE FOR CONTINGENCIES	-	10,000	10,000
61000	RESERVE CASH FORWARD	-	480,489	507,592
	Total Non-Operating Expenses	25,639	512,058	540,750
2122	VISITOR & CONV BUREAU	564,230	1,225,125	1,153,750



WATER/WWATER INFRAS T MATC

FUND 365

	2008-2009 <i>Actual</i>	2009-2010 <i>Budget</i>	2010-2011 <i>Budget</i>
361200 SBA INTEREST	40,345	25,000	10,000
361300 INVEST INTEREST (INC/DEC)	(34,952)	-	-
<i>Total Revenue Sources</i>	5,393	25,000	10,000
381000 INTERFUND TRANSFERS	-	92,400	-
381001 TRANSFER - GENERAL FUND	2,000,000	-	-
400100 5% RESERVE	-	(1,250)	(500)
400200 CASH CARRY FORWARD	-	2,753,900	3,789,000
<i>Total Revenue Sources Other</i>	2,000,000	2,845,050	3,788,500
Total Revenues	<u>2,005,393</u>	<u>2,870,050</u>	<u>3,798,500</u>
Department Number: 4116			
53400 OTHER CONTRACTUAL SERV	-	-	350,000
<i>Total Operating Expense</i>	-	-	350,000
59100 TRANSFERS	25,638	-	2,259,034
60060 RESERVE FOR WATER QUALITY	-	2,870,050	1,189,466
<i>Total Non-Operating Expenses</i>	25,638	2,870,050	3,448,500
Total Expenditures	<u>25,638</u>	<u>2,870,050</u>	<u>3,798,500</u>



Description/Objectives

The mission of the Citrus County Health Department is to promote and protect the health and safety of citizens and visitors in our county. State, federal and local funds allow the Health Department to meet this mission.

Goals


Improve communication, both internal and external 1) by developing systematic methods/tools/processes designed to improve the flow throughout the CCHD and 2) by enhancing marketing strategies both within the CCHD and with the community.

Enhance revenue by improving and standardizing basic processes and improving employee understanding and compliance with the processes.

Improve the health of the community by 1) reducing the percentage of citizens who use tobacco products, 2) increase the percentage of citizens who exercise regularly and 3) increase the percentage of children and adults who eat 5 portions of fruits and vegetables every day.

Reduce infant mortality.

Reduce the suicide rate through improved access to quality mental health services.



HEALTH DEPARTMENT

FUND 505

	2008-2009 <i>Actual</i>	2009-2010 <i>Budget</i>	2010-2011 <i>Budget</i>
311200 DELINQ. AD VALOREM TAXES	33,972	-	-
311300 CURRENT AD VALOREM TAXES	985,228	987,342	942,202
361100 INTEREST	317	-	-
361200 SBA INTEREST	2,719	2,500	2,000
361300 INVEST INTEREST (INC/DEC)	(1,389)	-	-
369400 USE 369961	150	-	-
369961 REIMBURSEMENTS	300	-	-
Total Revenue Sources	1,021,297	989,842	944,202
400100 5% RESERVE	-	(49,493)	(47,211)
400200 CASH CARRY FORWARD	-	61,500	67,761
Total Revenue Sources Other	-	12,007	20,550
Total Revenues	<u>1,021,297</u>	<u>1,001,849</u>	<u>964,752</u>
Department Number: 2114			
53000 OPERATING EXPENSES	1,024,920	983,090	946,850
Total Operating Expense	1,024,920	983,090	946,850
60160 RESERVE FOR COLLECTION	-	18,759	17,902
Total Non-Operating Expenses	-	18,759	17,902
Total Expenditures	<u>1,024,920</u>	<u>1,001,849</u>	<u>964,752</u>



UTILITY FEE TRUST ACCOUNT

FUND 645

	2008-2009 <i>Actual</i>	2009-2010 <i>Budget</i>	2010-2011 <i>Budget</i>
361200 SBA INTEREST	7,248	10,000	2,500
361300 INVEST INTEREST (INC/DEC)	(6,273)	-	-
367500 UTILITY REGULATORY FEES	67,028	80,426	75,483
369900 OTHER MISC REVENUES	366	-	-
369961 REIMBURSEMENTS	19,412	-	-
Total Revenue Sources	87,780	90,426	77,983
381000 INTERFUND TRANSFERS	48	1,000	-
400100 5% RESERVE	-	(4,522)	(4,275)
400200 CASH CARRY FORWARD	-	682,400	525,000
Total Revenue Sources Other	48	678,878	520,725
Total Revenues	87,829	769,304	598,708

<i>Dept.</i>	<i>Department Title</i>	2008-2009 <i>Actual</i>	2009-2010 <i>Budget</i>	2010-2011 <i>Budget</i>
6400	UTILITY FEE TRUST ACCOUNT	228,017	769,304	598,708
Total Expenditures		228,017	769,304	598,708



Description/Objectives

The Office of Utility Regulation and the five members of the Water and Wastewater Authority provide for local regulation of the for-profit water and wastewater utilities operating within Citrus County.

Goals

Track responses to customer inquiries or complaints as a performance measure to promote turnaround time of one business day.

Ensure compliance with federal, state, and local regulations through periodic field inspections and communication with state environmental compliance agencies.

Set rates in a manner that conforms to state guidelines for reasonable rate of return, prudent investment, and recovery of operating and maintenance costs while annually reviewing rate structure and earnings through financial reports.

Track acceptable level of service to ratepayers of regulated utilities through customer meetings, regulatory agency reports, and customer complaints.

Promote better management of water resources by encouraging eco-friendly efficiencies in operations and maintenance.

Staffing

	2008-2009 Budget	2009-2010 Budget	2010-2011 Budget
Full-Time			
Administrative Secretary	1	1	1
Utilities Regulatory Director	1	1	1
Total Number of Positions	2	2	2



UTILITY FEE TRUST ACCOUNT

645-6400

<i>Account</i>	<i>Account Title</i>	<i>2008-2009 Actual</i>	<i>2009-2010 Budget</i>	<i>2010-2011 Budget</i>
51200	REGULAR SALARIES & WAGES	104,089	103,385	105,465
51400	OVERTIME	-	500	500
52100	FICA TAXES	7,668	7,909	8,068
52200	RETIREMENT CONTRIBUTIONS	10,253	10,432	11,359
52300	LIFE & HEALTH INSURANCE	11,483	11,092	11,100
52400	WORKERS' COMPENSATION	547	403	380
	Total Personal Services	134,040	133,721	136,872
53100	PROFESSIONAL SERVICES	54,813	35,000	35,000
53400	OTHER CONTRACTUAL SERV	-	-	1,946
54000	TRAVEL & PER DIEM	2,415	5,540	4,152
54100	COMMUNICATIONS SERVICES	229	240	2,520
54201	POSTAGE	940	1,000	1,000
54300	UTILITY SERVICES	-	-	2,880
54605	EQUIPMENT MAINTENANCE	891	936	936
54615	SOFTWARE MAINT/SUPPORT	151	160	232
54700	PRINTING & BINDING	-	200	350
54921	ADVERTISING	494	400	520
55100	OFFICE SUPPLIES	1,570	1,660	1,500
55208	FUEL & LUBES	-	-	50
55270	COMPUTER ACCESSORIES	904	650	-
55275	COMPUTER SOFTWARE	-	100	100
55400	DUES BKS SUBSCR MEM PUBL	537	505	605
55500	TRAINING	1,100	4,075	3,080
	Total Operating Expense	64,043	50,466	54,871
56400	MACHINERY & EQUIPMENT	384	-	-
	Total Capital Outlay	384	-	-
59123	TRANSFER - INDIRECT COST	29,550	27,195	29,544
60020	RES FOR OUTSTANDING PO'S	-	5,000	5,000
60050	RESERVE FOR CONTINGENCIES	-	5,000	5,000
61000	RESERVE CASH FORWARD	-	547,922	367,421
	Total Non-Operating Expenses	29,550	585,117	406,965
	6400 UTILITY FEE TRUST ACCOUNT	<u>228,017</u>	<u>769,304</u>	<u>598,708</u>